

Product Features



- High efficiency LED Driver, the wide range input voltage AC100-277V or AC200-480V;
 - Lumileds LED high luminous efficiency and long life.
 - Cast aluminium design, better cooling and easy replacement, light quality, LED Tj <85°C
 - Excellent optical design, greatly improve the light utilization and evenness
- Photocell Control Available(Optional)

**450w HID/HPS
REPLACEMENT**

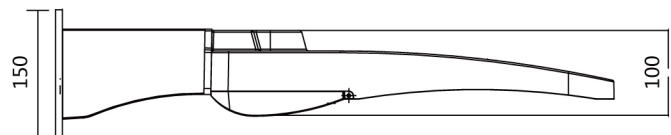
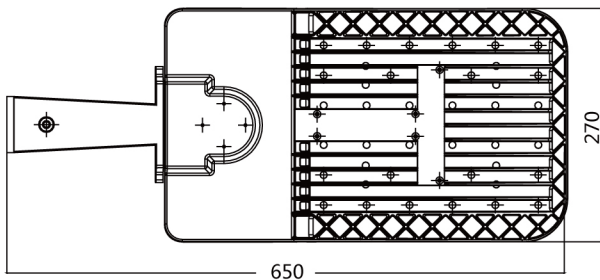


Product Applications

- NSL LED SHOEBOX Lighting series can be widely used in Urban roads, Industrial areas, Residential areas, Sidewalks, Parking lot, Schools, Gardens and etc

Structure Features

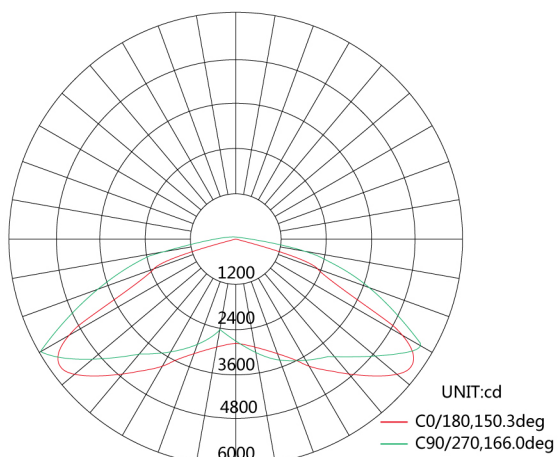
- Shell materials: Aluminum & PC.
- Finish: Dark Bronze/White
- Net Weight:7.0kgs Unit: mm



Type			
Power	150w	Lighting Angle	Type III
Input Voltage	AC100-277V	LED Brightness Decay	<5%/6000hrs
PF	>0.95	Working Life	>50000hrs
Driver Efficiency	>90%	Working Temperature	-30-+45°C
Luminous Flux	19000lm	Storage Temperature	-40-+80°C
Color Temperature	5000K	Protection Level	Wet Location/IP65
CRI	Ra>80	Cable	3 core,18AWG
Proterction	IP65	G.W./N.W.	8.5KG/7.0KG
Size	650X270X150mm	Packing size	680X350X190mm

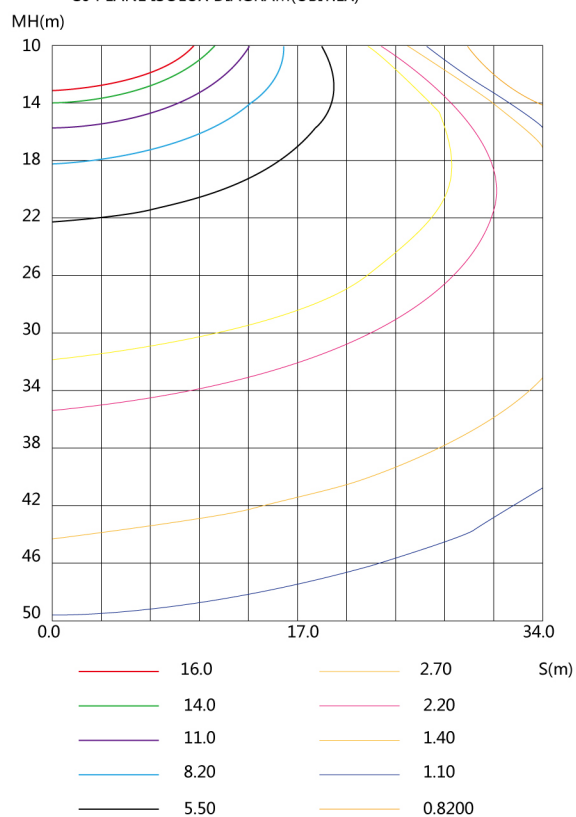
■ Photometry and Type VS:

LUMINOUS INTENSITY DISTRIBUTION DIAGRAM



AVERAGE BEAM ANGLE(50%): 158.2DEG

C0 PLANE ISOLUX DIAGRAM(UBIT:LX)



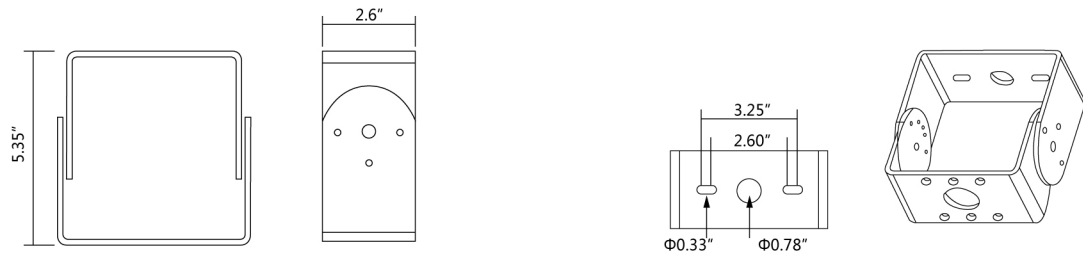
■ ORDERING INFORMATION

EXAMPLE: NSL-LD 06W 27-57K-D-T3-S-P

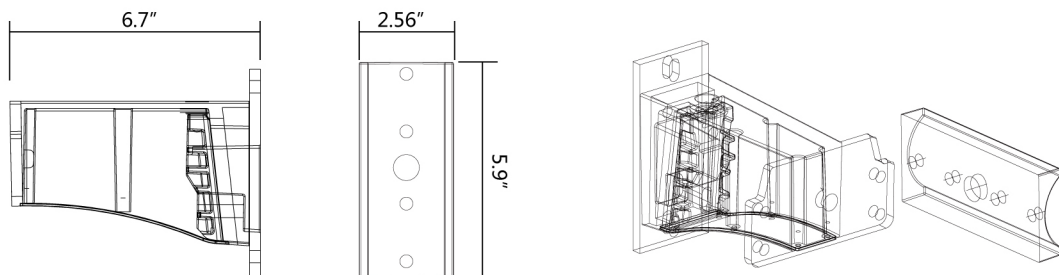
NSL	LD	06W	27	57K	D	T3	S	P
Company	Product	Power	Voltage	Color Temp	Finish	IES	Mount	Control
New silu lighting	LD	06W(60w)	27	30K(3000K)	D	T2	S	P
	LED	10W(100w)	AC100-277V	40K(4000K)	Dark	TypeII	Slip fitter	100-277V
	shoebox	15W(150W)	48	50K(5000K)	Bronze	T3	T	Photocell
	light	20W(200W)	AC200-480V	57(5700K)	W	TypeIII	Trunnion	
		25W(250W)		500K	White	T5	A	
		30W(300W)				TypeV	Arm	

■ Accessory Option:

Trunnion Mount



Arm



Slip Fitter

